

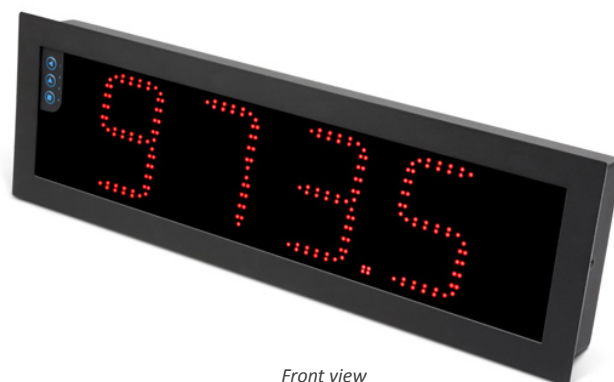
B44-C1 Impulse counter, Ratemeter



Large format meter with 4 digits and 100mm digit height, for reading up to 50 meters for industrial applications. Impulse counter, ratemeter and periodmeter functions. Versatile and configurable instrument, accepts all type of impulse signals and encoders. Provides excitation voltage to power-up the sensor. Front keypad for easy access to the configuration menu and connection for remote keypad. Two universal high and low power supply options for AC and DC. Optional output and control modules for relay output, transistor output, SSR control, analog output retransmission and communications for Modbus RTU and RS-485 ASCII protocols. Sturdy metallic housing with full IP65 protection, for panel mount, wall mount or hanging mount.

Technical specifications

Reading	
Digits	4
Reading	9999 / -1999
Decimal point	configurable
Led color	red or green
Digit height	100 mm
Type of digit	7 segment
Angle of vision	120°
Input signal	
Signals accepted	NPN, PNP, Namur, pick-up, TTL, inductive, mechanical, quadrature, ...
Excitation voltage	+5 Vdc, +9 Vdc, +15 Vdc, +18 Vdc (max. 70 mA)
Maximum Vdc at input terminals	±30 Vdc
Quartz accuracy	±0.01 %
Thermal stability	20 ppm/°C
Display refresh	15 refresh / second
Maximum frequencies	counter up to 250 KHz ratemeter and periodmeter up to 500 KHz
Minimum frequencies	ratemeter and periodmeter down to 1 mHz (0.001 Hz)
Signal wire diameter	max. 0.5 mm ²
Outputs and configuration	
Output and control options	relays, analog output, serial communications, ...
Configuration	3 button front keypad (connection for remote keypad)
Power	
Power 'H'	85 to 265 Vac and 120 to 370 Vdc (isolated 2500 Vac)
Power 'L'	11 to 36 Vdc (isolated 1500 Vdc)
Consumption	<5.25 W (meter only) <6.75 W (meter with options)
Power wire diameter	max. 2.5 mm ²
Mechanical	
Housing	metallic (textured black painted iron)
Front filter	methacrylate
IP protection	full IP65 housing
Connections	cable gland output internal plug-in screw terminals
Weight	<2500 grams
Mounting	panel, wall, hanging
Front size	542 x 166 mm
Panel cut-out	524 x 148 mm
Deep	80 mm (including terminals)
Operating temperature	0 to 50 °C
Storage temperature	-20 to 70 °C



Front view

Order reference

Format	Model	Power	Color	Option 1	Option 2	Option 3	Custom
B44	C1	H	R				
		-H (85-265 Vac and 120-370 Vdc) -L (11-36 Vdc)	-R (red led) -G (green led)	-R1 (1 relay output) -AO (analog output) -RTU (Modbus RTU) -S4 (RS-485) -S2 (RS-232) -T1 (1 transistor output) -SSR (1 SSR control output) -0 (empty)			

* Option 3 available with formats B26 and B46



Rear view

45
YEARS

1969-2014

Q

ISO 9001

Certified Quality

CE

EN-61010-1

Security

CE

EN-61326-1

Electromagnetic C.

5
YEARS

Extended Warranty

Amplicon.com

IT and Instrumentation for industry

Amplicon

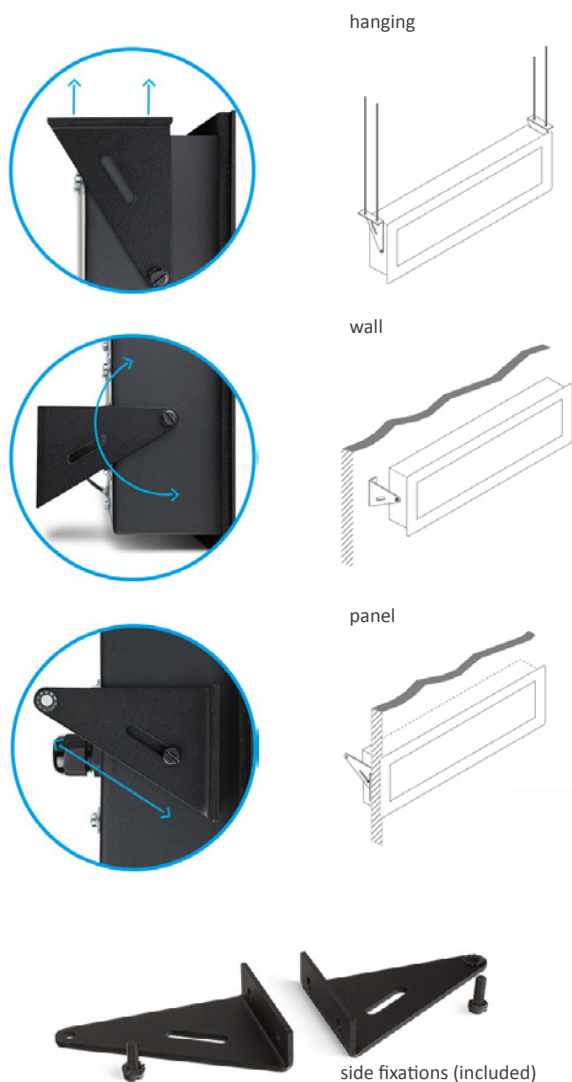
Sales: +44 (0) 1273 570 220 Website: www.amplicon.com Email: sales@amplicon.com

Output and control options

Format	Model	Power	Color	Option 1	Option 2	Option 3	Custom
B44	C1	H	R				

	Function	Installable options	Isolation
R1	1 relay output	2	yes
T1	1 transistor output	2	yes
SSR	1 control for SSR relay	2	yes
AO	1 analog output	2	yes
RTU	1 Modbus RTU port	2	yes
S4	1 RS-485 port	2	yes
S2	1 RS-232 port	2	yes
Option 3 available with formats B26 and B46			

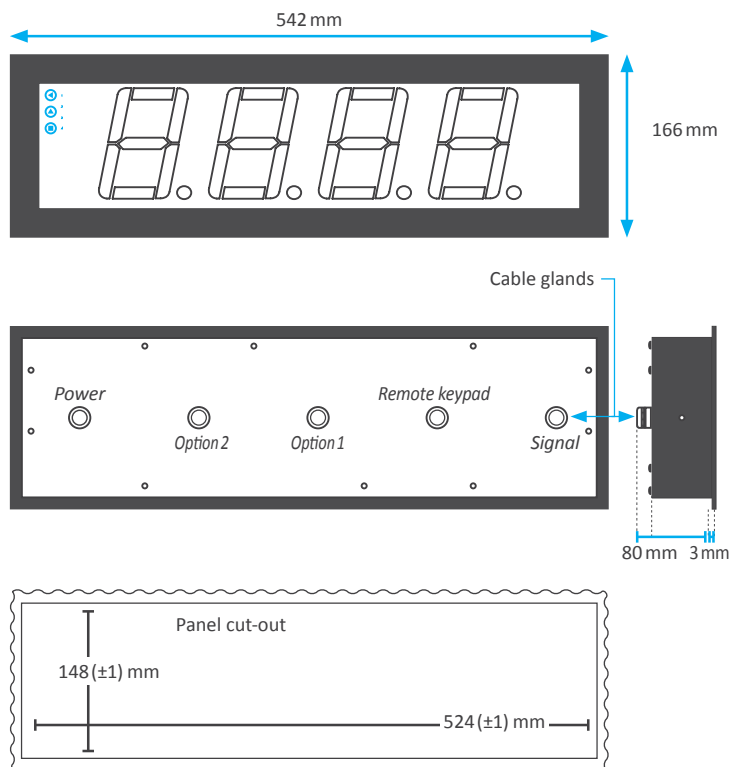
Mounting options



Functions included

- 'Fast access' menu a single press on the front keypad gives access to alarm setpoint modification, preset, memories, ...
- Function 'SLOW' special mode for low frequency ratemeter applications
- Function 'FAST' special mode for high frequency counter applications
- Scaling factor multiplier and divider from 1 to 9999
- Configurable reset. remote, front and linked to alarm activation
- Preset. configurable
- Trigger level. configurable
- Function 'Trigger Sense' help on setting the correct trigger level
- Sensor selection by menu
- Cycle counter count of cycles defined by the 'on alarm reset' function
- Retention memory. recovers the counting value in case of power loss
- 'On power-up' function protects systems at cold start-up.
- Alarms with one or two setpoints, independent activation and deactivation delays, hysteresis, optional manual deactivation of the relay.
- Inverted relay for security applications
- Display filters. recursive filters for unstable signals
- Brightness 5 levels of brightness intensity.
- Memory maximum, minimum, cycles, ...
- Password blocks access to configuration menu.

Dimensions



45
YEARS

1969-2014

Q

ISO 9001
Certified Quality

CE

EN-61010-1
Security

CE

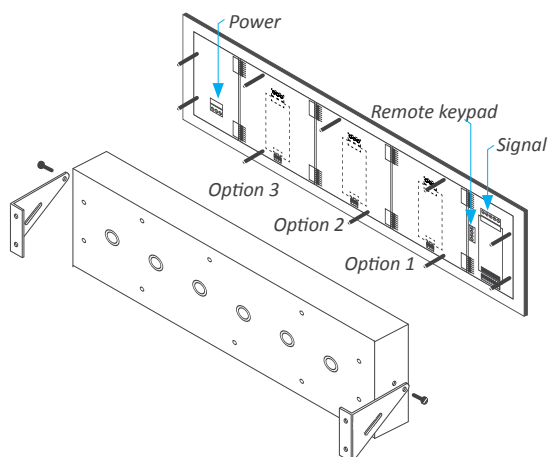
EN-61326-1
Electromagnetic C.

5
YEARS

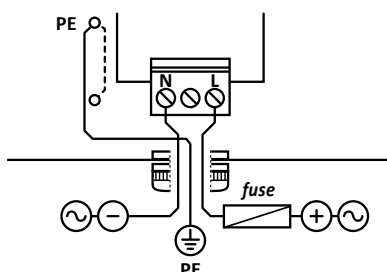
Extended Warranty

Connections

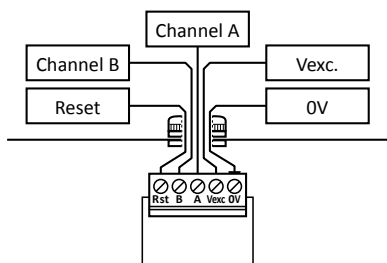
Internal structure for a B26 instrument



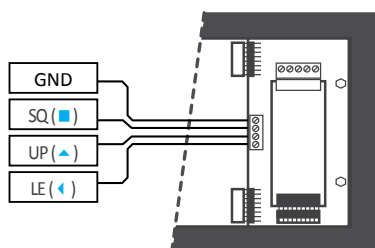
Power connections



Signal connections

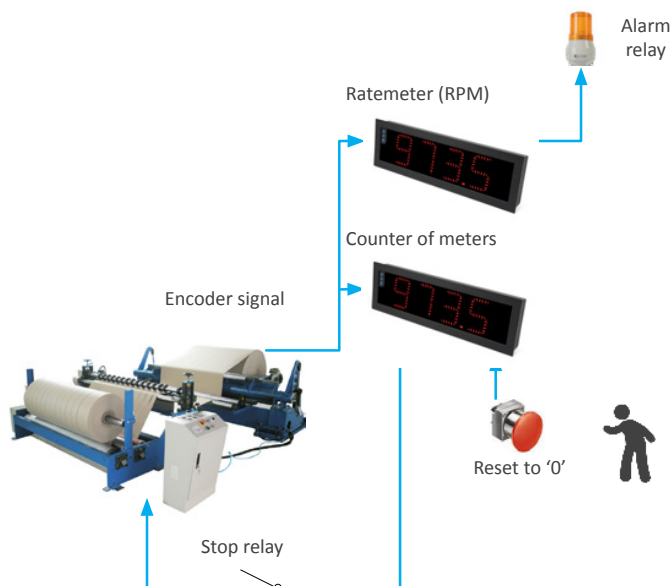


Connections for remote keypad



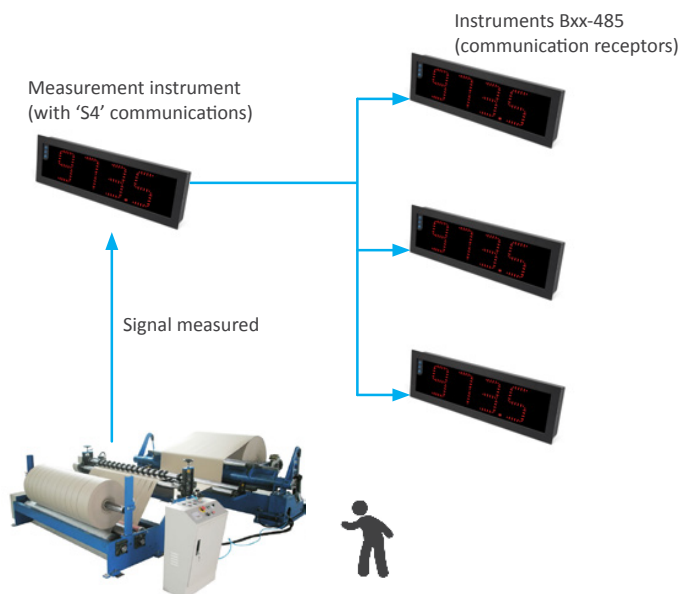
Example of application with control

Reading of the total meters of paper processed at a paper mill, from a bidirectional encoder signal. Operator has a manual reset control to set the counter to '0' at start. A relay output stops the mill when the total desired meters has been reached. A second meter, configured as ratemeter, reads the actual RPM speed of the roller. A relay output controls an alarm signal in case of excessive speed



One measure, multiple information points

The large format meters from Series B can measure a wide variety of signals, and can integrate multiple output and control options. Option 'S4' for communications can be configured to transmit the measure directly to remote information points.



45
YEARS

1969-2014

Q

ISO 9001

Certified Quality

CE

EN-61010-1

Security

CE

EN-61326-1

Electromagnetic C.

5
YEARS

Extended Warranty

Other options

Red color

 Red leds

Green color

 Green leds


White color

 White leds

Cable output

 Preinstalled cable, 2 meters

Others formats within the Series B



	Digit height	Digits	Reading distance
Format B24	60 mm	4	up to 25 meters
Format B26	60 mm	6	up to 25 meters
Format B44	100 mm	4	up to 50 meters
Format B46	100 mm	6	up to 50 meters

Accessories

RKB

 Remote keypad

IPB24

 IP65 protection for the B24 panel junction

IPB26

 IP65 protection for the B26 panel junction

IPB44

 IP65 protection for the B44 panel junction

IPB46

 IP65 protection for the B46 panel junction

Other Counters and Ratemeters

Series M

4, 5 and 6 digits

digit height 14 mm
 color red, green
 vision 5 meters
 size 96 x 48 mm

DIGITAL PANEL METER
SERIES M
Full Signal Ranges Available



Series K

Further view

digit height 20 mm
 color red
 vision 8 meters
 size 96 x 48 mm

DIGITAL PANEL METERS
SERIES K
20 mm Digit Size



Series S

Compact size

digit height 14 mm
 color red, green
 vision 5 meters
 size 72 x 36 mm

DIGITAL PANEL METERS
SERIES S
Compact Size 72x36 mm



45
YEARS

1969-2014

Q

ISO 9001
Certified Quality

CE

EN-61010-1
Security

CE

EN-61326-1
Electromagnetic C.

5
YEARS

Extended Warranty